


S450 CBAC (Locking gate mounted operator)

MANUAL OPERATION



WARNING: BEFORE CARRYING OUT THE RELEASE AND SHUT-DOWN OPERATIONS, MAKE SURE THAT YOU HAVE CUT POWER TO THE OPERATOR.

4 MANUAL OPERATION

 The models S450H SB are not equipped with a release facility since, thanks to the particular configuration of the hydraulic distributing flange, you do not need to release the operator to manually move the leaf

If the gate is to be operated manually because of a power failure or an automated system fault, activate the release device.

1) Lift the protection lid (Fig. 18, re. ①) and insert the key in the lock (Fig. 18, ref. ②).

2) Turn the key 90° clockwise to open the cover and lift it.

3) Turn the release knob (Fig. 18, re. ③) anticlockwise until it stops.

4) Open or close the leaf manually.

To restore the normal operation of the automated system, perform the above described operations in reverse order.

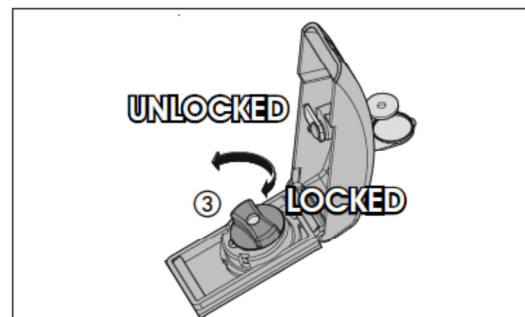
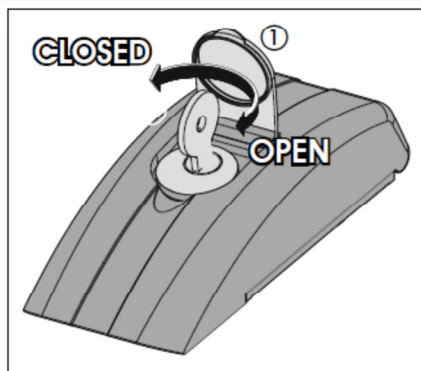


Fig. 18

